

THEME I: TIMELY AND EFFICIENT TRANSITIONS

EFFICIENT

Access to and use of Coordinated Care Plans for Couchiching OHT Target One Population patients.

Last Year's Performance (LY)

2021/22

Target

Current Year's Performance (CY)

CB

2022/23

CB

Target

○ Target



Collaborators: Couchiching FHT

EFFICIENT

Total number of alternate level of care (ALC) days contributed by ALC patients within the specific reporting month/quarter using near-real time acute and post-acute ALC information and monthly bed census data.

Last Year's Performance (LY)

2021/22

Target

Current Year's Performance (CY)

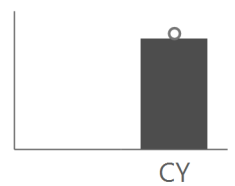
20.0

2022/23

21.0

Target

○ Target



EFFICIENT

The time interval between the Disposition Date/Time (as determined by the main service provider) and the Date/Time Patient Left Emergency Department (ED) for admission to an inpatient bed or operating room.

Last Year's Performance (LY)

2021/22

Target

Current Year's Performance (CY)

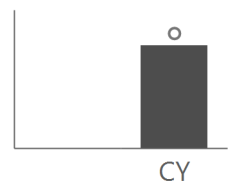
22.4

2022/23

25.0

Target

○ Target



THEME II: SERVICE EXCELLENCE

PATIENT-CENTRED

Percentage of respondents who responded positively to the question: "Did you receive enough information from hospital staff about what to do if you were worried about your condition or treatment after you left the hospital?"

Last Year's Performance (LY)

2021/22

Target

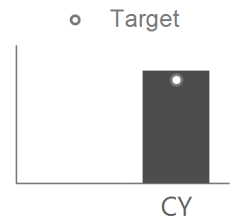
Current Year's Performance (CY)

81.3

2022/23

75.0

Target



THEME III: SAFE AND EFFECTIVE CARE

SAFE

Number of workplace violence incidents reported by hospital workers (as defined by OHSa) within a 12 month period.

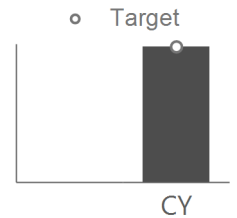
Last Year's Performance (LY)

2021/22 Target

Current Year's Performance (CY)

344.0 **344.0**

2022/23 Target



SAFE

The number of lost time incidents due to workplace violence injury

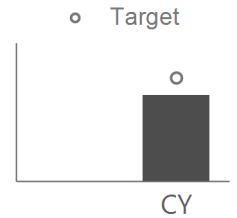
Last Year's Performance (LY)

2021/22 Target

Current Year's Performance (CY)

5.0 **6.0**

2022/23 Target



EFFECTIVE

Medication reconciliation at discharge: Total number of discharged patients for whom a Best Possible Medication Discharge Plan was created as a proportion the total number of patients discharged.

Last Year's Performance (LY)

2021/22 Target

Current Year's Performance (CY)

83.5 **82.0**

2022/23 Target

