

THEME I: TIMELY AND EFFICIENT TRANSITIONS

TIMELY

The time interval between the disposition date/time (as determined by the main service provider) and the date/time patient left Emergency department (ED) for admission to an inpatient bed or operating room

Last Year's Performance (LY)

2022/23

Target

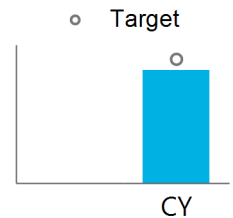
Current Year's Performance (CY)

20.5

22.5

2023/24

Target



EFFICIENT

Access to and use of Coordinated Care Plans / shared with COHT (Newly created number of coordinated care plans)

Last Year's Performance (LY)

2022/23

Target

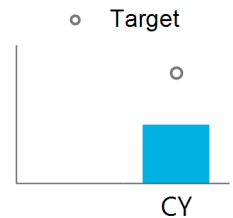
Current Year's Performance (CY)

85.0

160.0

2023/24

Target



Collaborators: Couchichng OHT

THEME II: SERVICE EXCELLENCE

PATIENT-CENTRED

Percentage of respondents who responded “completely” to the following question: Did you receive enough information from hospital staff about what to do if you were worried about your condition or treatment after you left the hospital?

Last Year's Performance (LY)

2022/23

Target

Current Year's Performance (CY)

2023/24

Target

↑ Higher is better

○ Target

PATIENT-CENTRED

Percentage of respondents who responded positively to the following question “Did you receive enough information from hospital staff about what to do if you were worried about your condition or treatment after you left the hospital?”.

Last Year's Performance (LY)

2022/23

Target

Current Year's Performance (CY)

CB

75.0

2023/24

Target

○ Target

○

THEME III: SAFE AND EFFECTIVE CARE

SAFE

Number of workplace violence incidents reported by hospital workers (as defined by OHSA) within a 12 month period.

Last Year's Performance (LY)

344.0 **344.0**

2022/23

Target

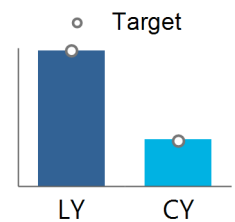
Current Year's Performance (CY)

118.0 **115.0**

2023/24

Target

↓ Lower is better



SAFE

The number of lost time incidents due to workplace violence (WPV) injury.

Last Year's Performance (LY)

2022/23

Target

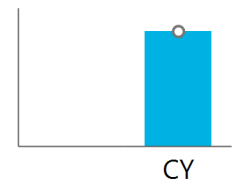
Current Year's Performance (CY)

5.0 **5.0**

2023/24

Target

○ Target



EFFECTIVE

Medication reconciliation at discharge: Total number of discharged patients for whom a Best Possible Medication Discharge Plan was created as a proportion the total number of patients discharged.

Last Year's Performance (LY)

83.5 **82.0**

2022/23

Target

Current Year's Performance (CY)

83.7 **83.0**

2023/24

Target

↑ Higher is better



